

The Power of the Pill: Oral Contraceptives

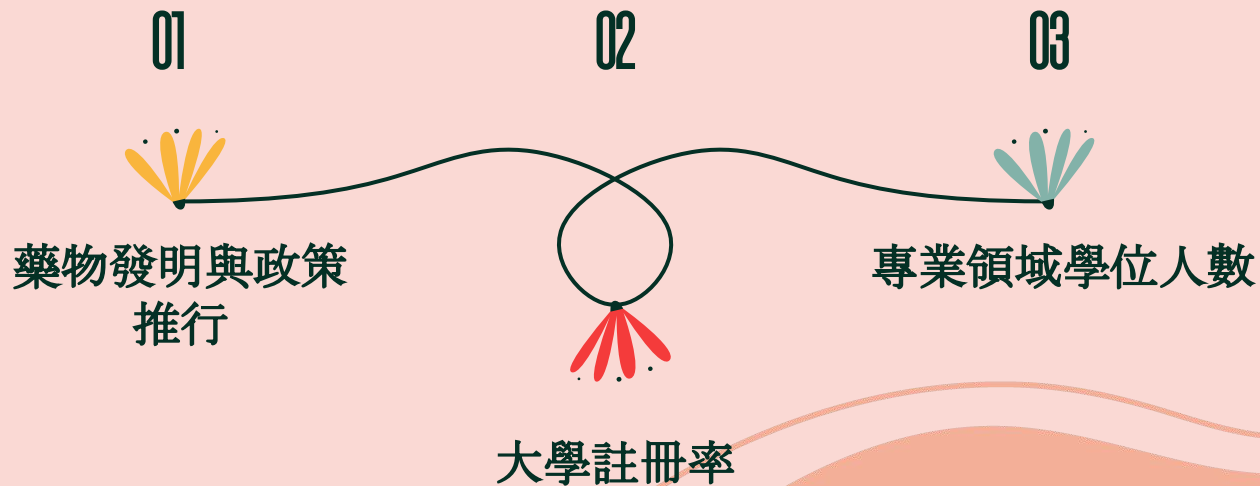
今晚, 你可以自己決定妊娠的發生

第四組: 張可臻 / 劉筱庭 / 張庭瑄 / 段玟如

1/ 專案動機與目標

- 《轉角遇見經濟學：改變現代生活的50種關鍵力量》提到，1960年美國口服避孕藥的發明不僅在社會層面具有革命性，甚至可說是21世紀的經濟推手！對此，我們想親自利用相關資料進行探討，找出口服避孕藥在避孕方法中脫穎而出的原因，尤其是**對女性的影響力與重要性**，再從臺灣與開發中國家的實際情況做出分析，為漸少女性意外懷孕之情事，提出我們認為可行的解決方法。

1/ 專案動機與目標



2/ 資料來源

LIST OF 1998 DIGEST TABLES

Chapter 1. All Levels of Education

Chapter 2. Elementary and Secondary Education

Chapter 3. Postsecondary Education

Degree-Granting Institutions

- Enrollment
- Staff
- Faculty
- Institutions
- Degrees

Table 244. Earned degrees conferred by institutions of higher education, by level of degree and sex of student: 1869-70

Table 245. Degrees awarded by institutions of higher education, by control, level of degree, and state: 1995-96

Table 246. Earned degrees conferred by institutions of higher education, by level of degree and by state: 1994-95 and 1995-96

Table 247. Associate degrees conferred by institutions of higher education, by sex of student and field of study: 1989-90

Table 248. Associate degrees and other subbaccalaureate awards conferred by institutions of higher education, by length of study: 1989-90

Table 249. Associate degrees and other subbaccalaureate awards conferred by institutions of higher education, by length of study: 1989-90

Table 250. Bachelor's degrees conferred by institutions of higher education, by discipline division: 1970-71 to 1995-96

Table 251. Master's degrees conferred by institutions of higher education, by discipline division: 1970-71 to 1995-96

Table 252. Doctor's degrees conferred by institutions of higher education, by discipline division: 1970-71 to 1995-96

Table 253. Bachelor's, master's, and doctor's degrees conferred by institutions of higher education, by sex of student: 1970-71 to 1995-96

Table 254. Degrees conferred by institutions of higher education, by control of institution: 1969-70 to 1995-96

Table 255. Degrees conferred by institutions of higher education, by control of institution, level of degree, and sex of student: 1969-70 to 1995-96

Table 256. Degrees conferred by institutions of higher education, by control of institution, level of degree, and sex of student: 1969-70 to 1995-96

Table 257. Number of institutions of higher education conferring degrees, by level of degree and sex of student: 1969-70 to 1995-96

Table 258. Number of institutions of higher education conferring degrees, by level of degree and sex of student: 1969-70 to 1995-96

Table 259. First-professional degrees conferred by institutions of higher education in dentistry, medicine, and law, by sex, and number of institutions conferring degrees: 1949-50 to 1995-96

Table 260. First-professional degrees conferred by institutions of higher education, by sex of student, control of institution, and field of study: 1949-50 to 1995-96

Table 261. Associate degrees conferred by institutions of higher education, by racial/ethnic group and sex of student: 1969-70 to 1995-96

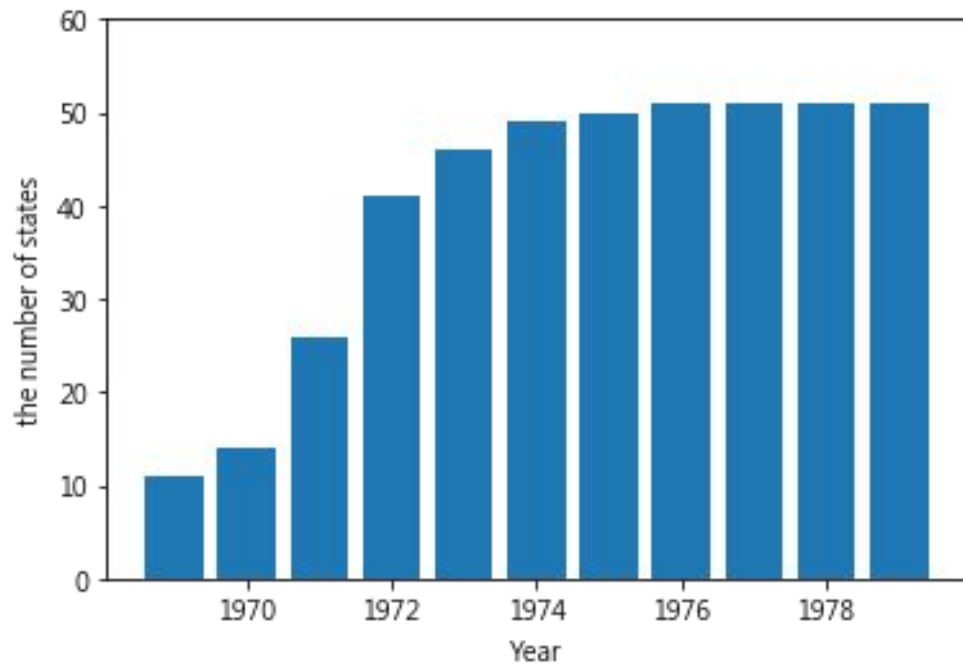
Table 262. Associate degrees conferred by institutions of higher education, by racial/ethnic group, major field of study, and sex of student: 1969-70 to 1995-96

Table 263. Associate degrees conferred by institutions of higher education, by racial/ethnic group, major field of study, and sex of student: 1969-70 to 1995-96

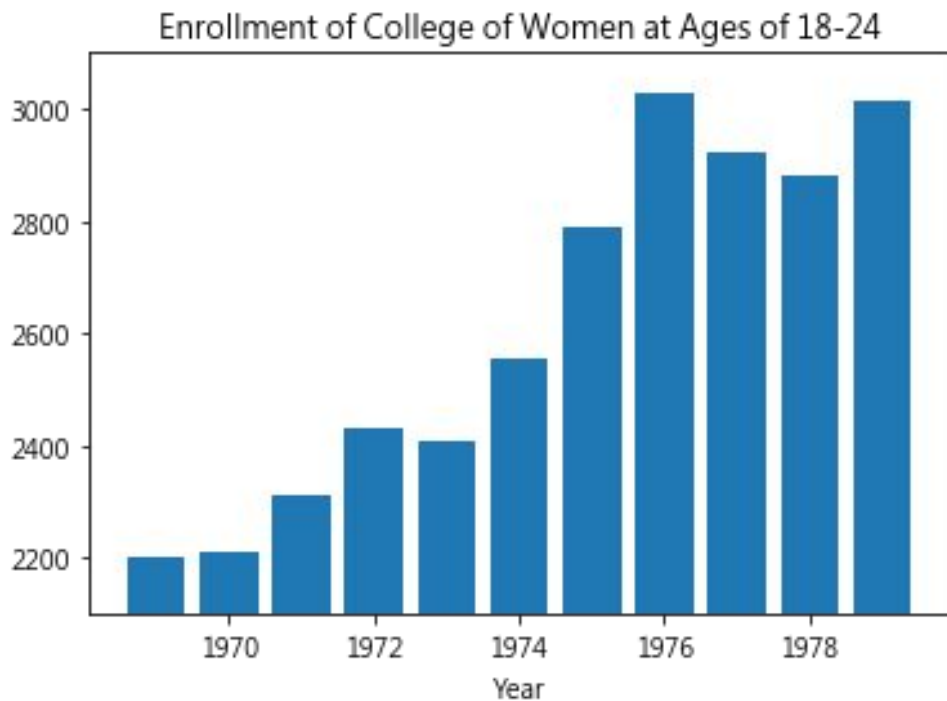
Table 264. Bachelor's degrees conferred by institutions of higher education, by racial/ethnic group and sex of student: 1969-70 to 1995-96

	A	B	C	D	E	F	G	H	I	J	K	L	M	N	O	P	Q	R	S	T	U	V	W	X	Y
1	Table 259.--First-professional degrees conferred by institutions of higher education in dentistry, medicine, and law, by sex, and number of institutions conferring degrees: 1949-50 to 1995-96																								
2																									
3																									
4																									
5																									
6																									
7																									
8																									
9																									
10																									
11																									
12																									
13																									
14																									
15																									
16																									
17																									
18																									
19																									
20																									
21																									
22																									
23																									
24																									
25																									
26																									
27																									
28																									
29																									
30																									
31																									
32																									
33																									
34																									
35																									

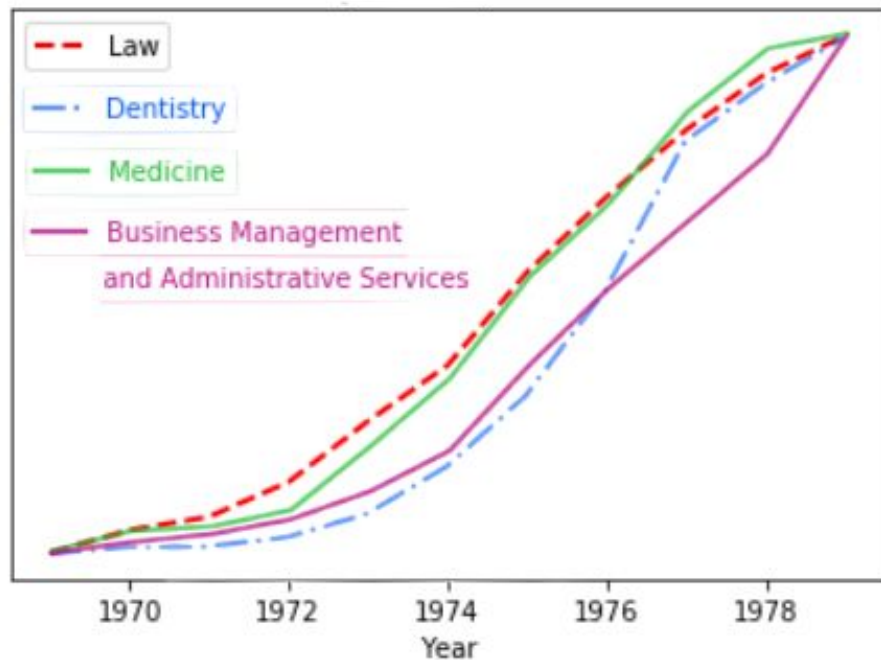
美國通過降低成人年齡的累計州數



大學註冊率

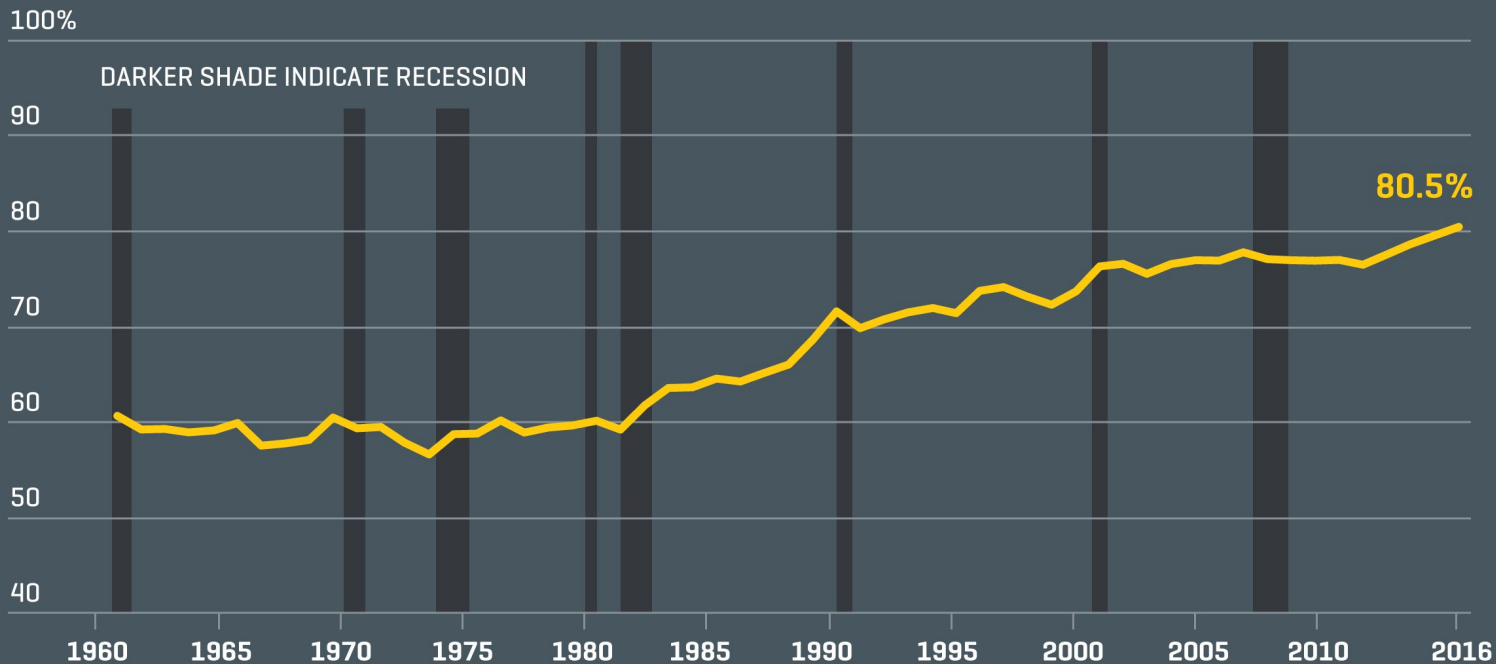


專業領域學位人數:法學/牙科/藥學/商管學



WOMEN'S WAGES AS A PERCENTAGE OF MEN'S

YEAR-ROUND WORKERS, 15 YEARS AND OLDER



N. RAPP / FORTUNE MAGAZINE

SOURCE: BUREAU OF LABOR STATISTICS

現代避孕方法比較

4/洞見分析

	男性主導	事前避孕藥	事後避孕藥	費用高、易得性低	失敗率高
完美使用		0.3%	2% (越早使用越好)		
一般使用		7%			
價格		\$200 (盒)	\$300元 (盒)		
易得性		藥局/醫師處方箋	藥局/醫師處方箋		

副作用多、極傷身
(噁心、下腹疼痛、不規則出血)

臺灣避孕方法使用率

20~49歲未曾結婚有性經驗婦女

4/ 洞見分析



64.3%

保險套



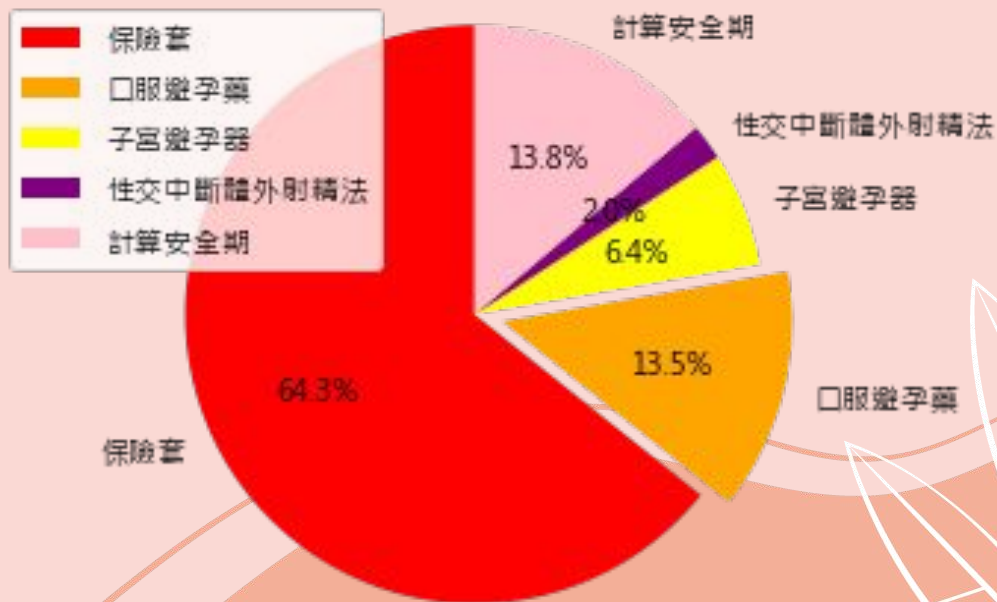
13.8%

計算安全期



13.5%

口服避孕藥





開發中國家 vs 已開發國家

因意外懷孕而墮胎的比例

這些女性不願意懷孕，卻沒有途徑採取避孕措施

減少非預期懷孕可以打破世襲貧窮的情形
這就意味著要加強避孕措施在該地區的普及



CONCLUSION

4/ 洞見分析

避孕藥使用率

荷蘭

36.0%

日本

1.0%

人工流產率

5.1‰

8.4‰



CONCLUSION



Every pregnancy is a wanted pregnancy.


建立一個沒有意外妊娠的世界

Reference

GitHub:

<https://github.com/Winnie900601/The-power-of-the-pill-Oral-contraceptives/blob/master/%E7%A8%8B%E5%BC%8F%E8%AA%9E%E8%A8%80.ipynb>

- 問星人 | 避孕藥衝擊社會？新技術會摧毀產業嗎？《轉角遇見經濟學》| 問說書S3EP1
- 國內指標-避孕方法使用率
- CPS Historical Time Series Tables on School Enrollment
- Earned degrees in business management and administrative services conferred by institutions of higher education, by level of degree and sex of student: 1955-56 to 1995-96
- First-professional degrees conferred by institutions of higher education in dentistry, medicine, and law, by sex, and number of institutions conferring degrees: 1949-50 to 1995-96
- States Permitted by Law: <https://paa2006.princeton.edu/papers/61745>
- National Center for Education Statistics: https://nces.ed.gov/programs/digest/1998menu_tables.asp
- The Pill and the College Attainment of American Women and Men: <https://paa2006.princeton.edu/papers/61745>
- The Power of the Pill: Oral Contraceptives and Women's Career and Marriage Decisions



THANKS FOR LICENSING!

CREDITS: This presentation template was created by Slidesgo, including icons by Flaticon, and infographics & images by Freepik

Please keep this slide for attribution